


Acquire | Store | View | Share

## Most Advanced Cesium Flat Panel DR and X-Cel X-Ray Solution



### The Industry Leading DR and Podiatry PACS Solution

Tiger DRX-C is the only true DR Panel X-Ray detector solution for the podiatry market. Using modern CESIUM technology provides superior image quality. Tiger DRX-C allows podiatrists the logical and modern solution when converting to Digital X-Ray or upgrading from older technology.

Tiger DRX-C comes with a handled detector encasement that is designed for increased maneuverability and durability. Our specialized encasement has been designed to fit exclusively into our ADA conformant orthoposer. At 3.5" tall, it's simple to position patients using X-Cel's exclusive tilt-head, bi-directional functionality.

TigerView is a Podiatry Specific PACS software that understands the needs of the practitioner and has been developed with 30+ different podiatry measurements. Comprehensive AP and Lateral tool sets provide for quick and efficient patient diagnosis. Reward yourself with the newest and most logical workflow designed to simplify the experience and enhance the interaction as you look at superior image quality.

Tigerview offers complete turn-key solutions. Available upgrades to the DRX-C solution: Wireless panel, TigerView CLOUD, TigerView Mobile, TigerView Portal and TigerView back-up.

Standard Tigerview X-Cel packages include:

- X-Cel bi-directional x-ray generator
- X-Cel ADA compliant ortho-base
- X-Cel ergonomic panel encasement
- 23" computer
- TigerView Podiatry PACS software
- Five viewing software licenses
- Bridges to EMR, EHS & PMS
- On-site install and training



5 lbs



Panel available tethered or wireless



6 second image acquisition time



Directly integrates with TigerView software



No cassettes necessary



2 year x-ray Electrical  
5 year x-ray Mechanical  
5 year panel warranty



X-Cel bi-directional tilt-head x-ray included

Call us for an in-office demo today.

**1-800-385-9593**



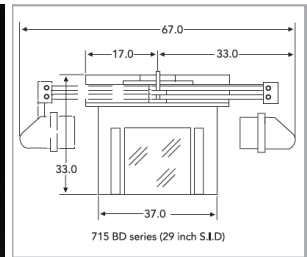

# Tiger DRX-C Podiatry

## Most Advanced Cesium Flat Panel DR and X-Cel X-Ray Solution

### SPECIFICATIONS

Sensor	
Scintillator	CsI
Active Area	307 x 246 mm <sup>2</sup>
Pixel Array	2560 x 2048
Pixel Pitch	120 μm
Image Quality	
Limiting Resolution	>4.2 lp
MTF	70% (@1 lp/mm) 40% (@2 lp/mm) 25% (@3 lp/mm) 15% (@4 lp/mm)
DQE (RQA5, 14μGy)	~70% (@0 lp/mm) ~33% (@3 lp/mm)
Sensitivity	~0.62ct/nGy
Response Non-linearity	< ±0.5%
Maximum Linear Dose	> 95μGy
Dark Noise	~ 10nGy
Dynamic Range	~ 82 dB
Communication Interface	
Image Acquisition Time	8 seconds
Exposure Control	F <sup>2</sup> AED External Sync/Manual
Communication Interface	WiFi/Gigabit Ethernet

Environmental	
Operating	
Temperature Range	0 - 40°C
Humidity Range (non-condensing)	30% - 75% RH
Storage	
Temperature Range	-20°C - 55°C
Humidity Range	10% - 90% RH
Water / Dust Proof	IP64
Mechanical	
Dimensions	33.3 x 28.2 x 1.5 cm <sup>2</sup>
Weight	~2.3 kg
Housing Material	Front: Carbon Fiber Back: Aluminum Alloy
Power	
Maximum Power	Standby: 8W Operating: 17W
AC Power	
Power Supply	100 - 240V AC
Frequency	50/50 Hz
Battery	3200 mAH, 14.7V



For complete product information, visit [televeresystems.com](http://televeresystems.com)