

Tiger Handheld Portable X-Ray - Vet Dental



Cocoon Handheld Portable X-Ray Generator for Vet Dental

The Cocoon has enough power and handy weight to be used for both general treatment and operation. When mobility is needed most frequently, x-rays are important as a progress check in many dental surgical operations. Moving a patient under anesthesia for a wall-mounted x-ray is not only inconvenient and time-consuming for the doctor, but risky for the patient. The Cocoon portable handheld x-ray device allows for true one-hand portable x-ray shots: as many as 600 shots before recharging. It is more efficient for dentists and oral surgeons, and the operator is also protected by advanced safety features.

ADVANCED RADIATION SAFETY

- Significantly lower radiation doses (1/7) compared to wallmounted X-ray systems
- Internal multiple lead wrapping guarantees almost zero radiation leakage
- External back scatter shield ensures safety by protecting against radiation exposure
- Trigger Safety and Screen Lock mechanisms prevent unintended exposure
- Neck strap feature prevents accidental device drops, ensuring safety and reliability

CREATIVE DESIGN

- Lightweight and compact design for easy handling and portability
- Convenient gun grip type trigger for comfortable and effortless operation

AIMING OUTPUT

- Cocoon's aiming light ensures pinpoint accuracy in X-ray imaging. This groundbreaking feature aids medical professionals in precisely targeting regions for radiographic imaging, enhancing patient diagnoses and various medical procedures, including surgeries.

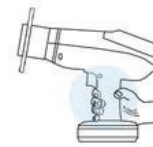


BATTERY

- Lithium polymer battery offers rapid charging capabilities
- Requires only one hour to achieve full battery capacity
- Capable of capturing 600 shots per fully charged battery, ensuring prolonged usage

INTUITIVE UI

- User Interface automatically changes exposure time based on region being imaged
- On the device's UI, users can select their desired X-ray detector type for image rendering



VOICE PROMPTED USER GUIDE

- Voice-prompted quick user guide provided for Cocoon
- Offers concise and instructive assistance on device operation
- Intuitive feature designed for seamless user experience
- Empowers users to efficiently navigate device functionalities
- Aids in maximizing user proficiency with the technology



Call us for an in-office demo today
1-800-385-9593

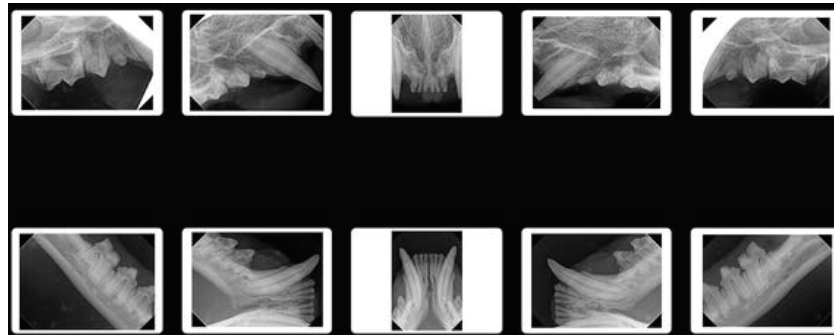
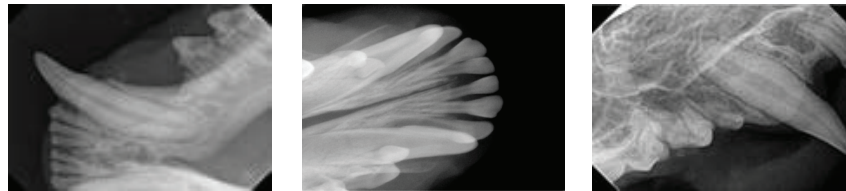


Tiger Handheld Portable X-Ray - Vet Dental

Cocoon Handheld Portable X-Ray Generator for Vet Dental

SPECIFICATIONS

Tube Voltage	70 kV Fixed	Exposure Time Range	0.05 - 1.0 sec
Tube Current	2 mA Fixed	Exposure Time Interval between the exposure	0.01 sec
Tube Focal Spot Size	0.4 mm	Distance to Target	2 inches
Power Consumption	336 VA, 321 VA	Battery	16.8 V
Cooling Method	Oil Cooling Method	Battery exposure capacity	600 Shots with full charge
Total Filtration Inherent Filtrations	Over 2.3 mm Al 1.0 mm Al	Body Dimensions	322 x 134 x 262 mm
Target Angle	12.5°	Body Weight	4.9 lb



Call us for an in-office demo today
1-800-385-9593

2302 Beloit Avenue | Janesville, WI 53546 | 800.385.9593

www.televeresystems.com

TV-CocoonVDental-12.19.23